

SPECIFICATIONS

BATTERY SYSTEM

- Mean Green 17 kW hr (355 A-hr)
- Cell type: Li Ion, Pouch Cell
- Battery Management System (BMS) integrated in battery
- Nominal battery voltage: 48V DC
- Max battery voltage: 53 VDC
- Charge time @ 120V: 13.5 hrs (30-100%) Soc
- Inlet type: Standard 5-15P

OPERATING SPECIFICATIONS

- Run time lights only (hr):
 - 100% illumination: 21.5
 - 75% illumination: 27.2
 - 50% illumination: 40.8
 - 25% illumination: 81.7

INVERTER SYSTEM

- DC Input Voltage: 48VDC
- AC Output Voltage: 120VAC
- Phase: Single
- Frequency: 60Hz
- Output Waveform: Pure Sine Wave
- Input & Output Full Isolation
- Output Protection: Short Circuit/Overload/
Over Temperature/Overvoltage
- UL 458 Certified

SYSTEM

- System rating: 2,560 W
- Receptacle rating: 15 A/120 V



Picture shown may not reflect actual configuration.

LED BATTERY LIGHT TOWER

CONTROLS

- Deep Sea M835 color display
- 3.5 in (320 x 240 pixel) color screen
- Auto on/off heated display
- Manual or automatic mode
- Programmable dusk to dawn or dusk +2, +4, +6, and +8
- Lights On/Off
- Controller screen brightness adjustment
- Light dimming controls: Infinite tuning
- Illuminated control panel (run time- lights only)
- Digital hour meter
- IP67 protection/NEMA6

LIGHTING

- Four 190 W LED (G4) fixtures
- Aluminum and polymer housing
- Efficiency: 147 LPW
- Lm/fixture: 26,007
- Total lm: 104,028
- Coverage at 0.5 ft-c: 17,990 ft² (1,671 m²)
- IP68 LED modules
- Driver's mounted inside unit's enclosure

ELECTRICAL SYSTEM

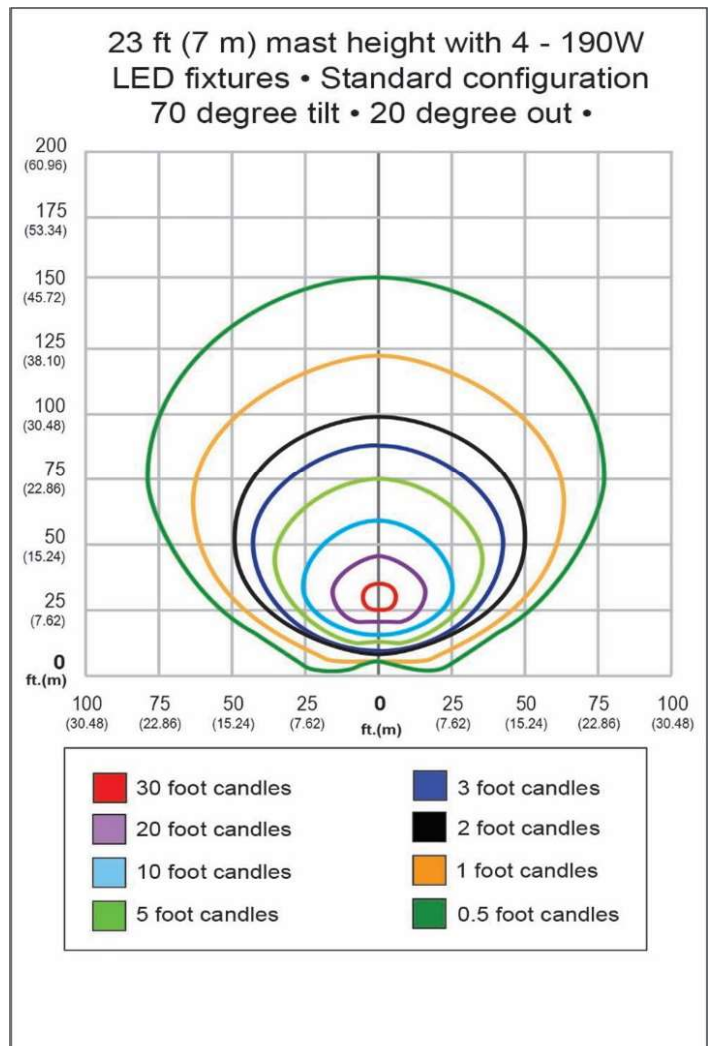
- Floodlight circuits with sealed breakers
- Wiring is sized and fused to required amperage draw

MAST

- Vertical operation and storage
- Five tubular steel sections with polymer guides
- Winch: Dual handle, manual crank, self-braking
- Distinctive angled fixture mount for common light distribution
- 359° rotation, lockable and adjustable from ground
- Industrial-black powder-coat
- Self-retracting, coiled mast cord

ENCLOSURE

- Hood:
 - Injection-molded with UV protected colorant
 - Flip-up design for ease of service
- Sound rating: <50 dB(A) at 23 ft (7 m)
- Central lifting point and fork pockets
- Illuminated license plate holder
- Document holder with owner's manual - includes AC and DC wiring diagrams
- Lockable with customer supplied pad lock



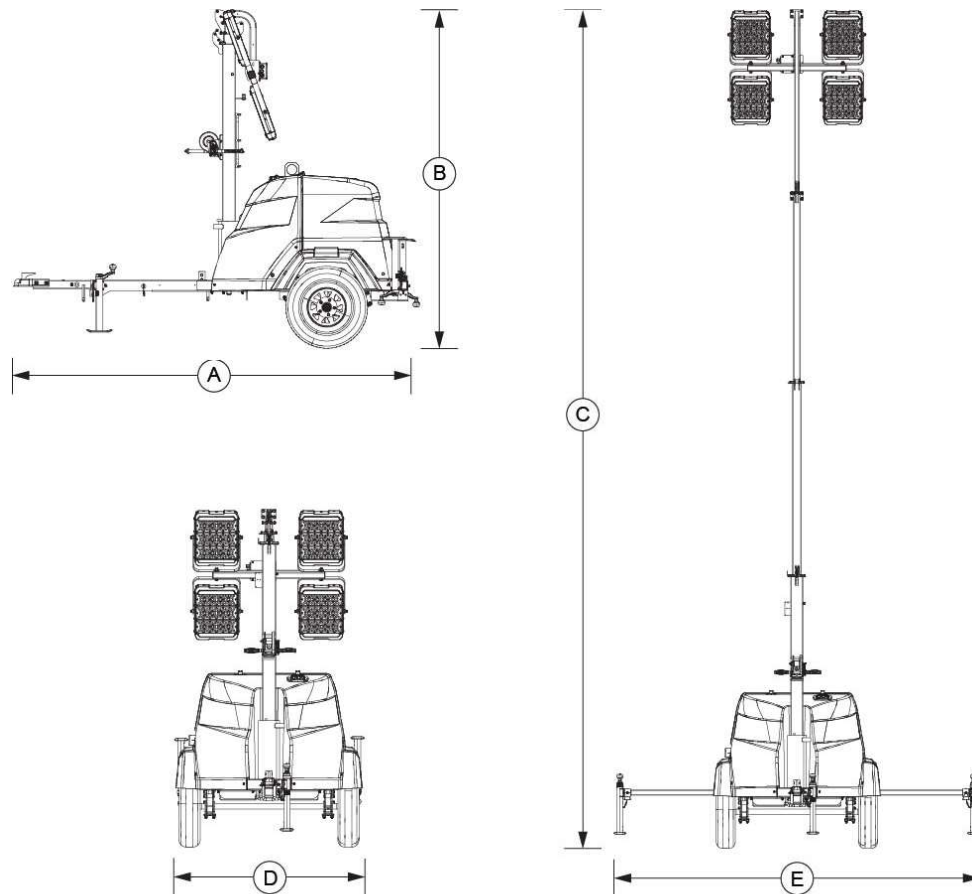
TRAILER

- Tubular steel frame
- 2 in (50.8 mm) ball hitch
- Three 1,200 lb (544 kg) tube-and-sleeve leveling jacks - lockable into stowed positions
- Side outriggers
- 7,800 lb (3,538 kg) safety chains with spring loaded safety hooks
- Removable and foldable tongue - 48 in (121.9 cm) long
- DOT approved - LED lights: Tail, side, brake, and directionals
- 2,200 lb (998 kg) leaf spring axle
- Tires: ST175/80D13

OPTIONS

- Snap-on diffused LED lenses
- Diffused lens holder
- Flat 4 to round 7 spade
- Pintle Hitch 3 in ring
- 2 in Ball / 2-1/2 in Ring Combo
- 2 in Ball Bulldog
- 3 in Pintle Ring Adjustable
- 2-5/16 in Ball
- Trackunit TU600 telemetry

DIMENSIONS



A	B	C	D	E
118 in (3 m)	101 in (2.6 m)	23 ft (7 m)	57 in (1.45 m)	10 ft (3.05 m)

WEIGHT

- Operating: 1,170 lb (530.7 kg)

CERTIFICATIONS AND TESTING

- Prototype tested
- Individual component tested
- Cold weather tested
- Battery puncture tested
- Battery submersion
- Cycle life testing
- Battery drop testing
- UN 38.3 (battery)
- UL 458 (inverter)

AMBIENT CLIMATE RATINGS

- Wind rating: 65 mph (105 km/h)
- Ambient temperature ratings:
 - Discharge (operation): -4° F (-20° C) to 120° F (49° C)
 - Charge temperature: 41° F (5° C) to 113° F (45° C)


WARANTY

- Tower: 2 years, unlimited hours
- LED modules and drivers: 5 year limited warranty

FOR MORE INFORMATION

Owner's manual is available at www.generacmobileproducts.com/service-support/manuals.

* All measurements are approximate and for estimation purposes only.



Specification characteristics may change without notice. Dimensions and weights are for preliminary purposes only. Please consult a Generac Mobile Authorized Service Dealer for detailed installation drawings.